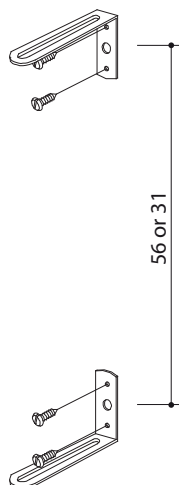


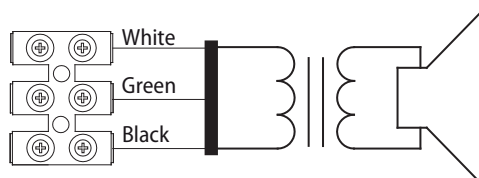
INSTALLATION MANUAL

①



1. Fix mounting brackets on solid surface
(recommended distance between brackets
center holes 56 mm for COM 40
and 31 mm for COM 20)

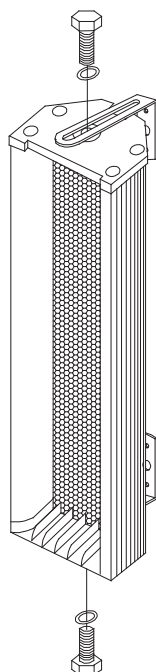
②



2. Connect speaker to signal line via block terminal.
(Select desired power from table)

COLOR	COM 20	COM 40
White	20 W	40 W
Green	10 W	20 W
Black	COM	COM

③



2. Mount speaker with screws to brackets.