

## 2 Mono zone system

**Sources**

**iMIX2**

**Amplifier**

**Zone 1**

**Mic 1**

**Mic 2**

**RS-232 control**

**Phantom Line/mic**

**Phantom Line/mic**

**dip Z2/Mono Z1/Mono**

**dip Phantom Line/mic Zone2/Z2+Z1**

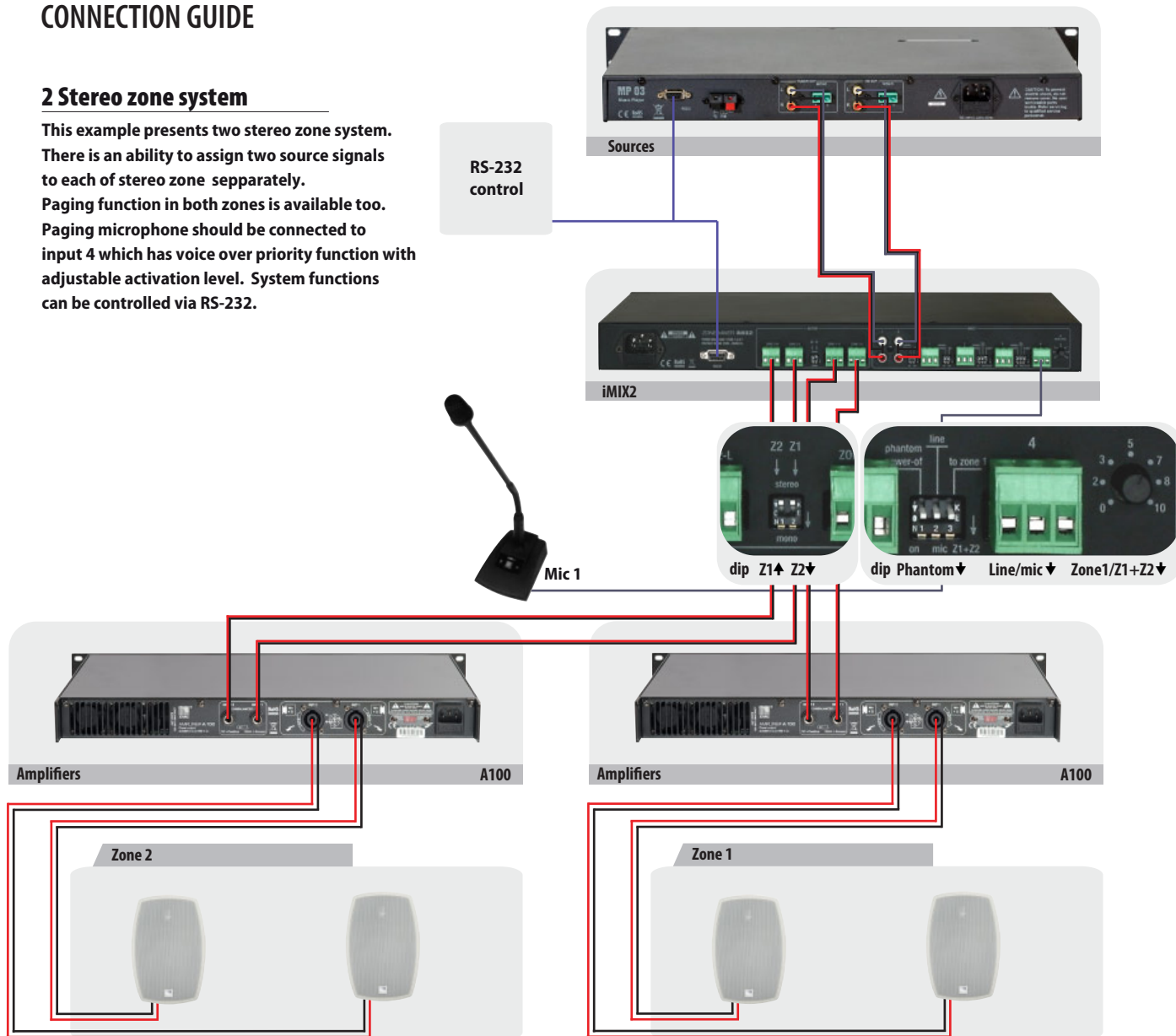
**dip Phantom Line/mic Zone1/Z1+Z2**



## CONNECTION GUIDE


### 2 Stereo zone system

This example presents two stereo zone system. There is an ability to assign two source signals to each of stereo zone separately. Paging function in both zones is available too. Paging microphone should be connected to input 4 which has voice over priority function with adjustable activation level. System functions can be controlled via RS-232.




## CONNECTION GUIDE

### INPUT 1




Input 1 is assignable Zone 1 and Zone 2 input. It is intended to be used with Line level signal devices, but it has ability to accept signal from dynamic or condenser microphones. Stereo RCA connector is disabled when input is configured to microphone level signal. Input level is adjusted via front panel knob „1“.

### INPUT 2



Input 2 is assignable Zone 1 and Zone 2 input. It is intended to be used with Line level signal devices, but it has ability to accept signal from dynamic or condenser microphones. Stereo RCA connector is disabled when input is configured to microphone level signal. Input level is adjusted via front panel knob „2“.

### INPUT 3



Input 3 is Zone 2 microphone input, which can be assigned to both zones. It also features +24V Phantom Power, and can be switched to support Line level signal. Input level can be adjusted via front panel knob „3“. Tone can be adjusted via combined Input 3 and Input 4 tone controls.

### INPUT 4



Input 4 is Zone 1 microphone input which can be assigned to both zones. It features voice over priority. With „4 mute level“ knob on the rear panel you can adjust Input 4 threshold. It also features +24V Phantom Power and can be switched to support Line level signal. Tone can be adjusted via combined Input 3 and Input 4 tone controls.

### OUTPUT ZONE 1 & ZONE 2



iMIX2 offers separate bass, treble, balance and master volume controls for each zone. Adjusted item values are being displayed in an indicator bar. Initially indicator bar displays zone master volume. „Select 1,2“ button lets you choose between Input 1 and Input 2. Selected input is being displayed on a indicator bar for 5 seconds and switched back to initial state.

### WORKING MODES

iMIX2 can be configured in a following ways:

- 2 microphone + 2 Line sources
- 4 microphone
- 3 Microphone + 1 Line source

Application varies from stereo zone distribution, paging system to karaoke mixer.