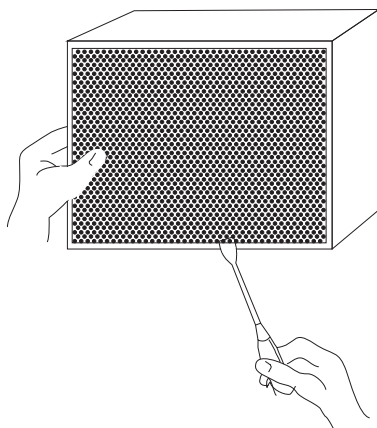
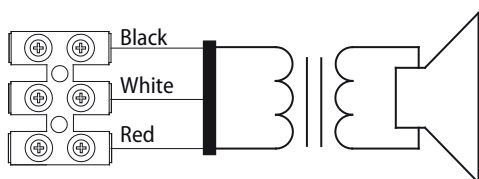


## INSTALLATION MANUAL

- ① Remove the front grill.

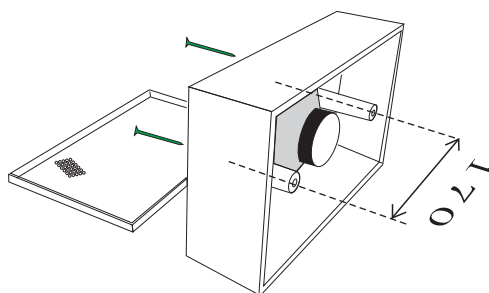


- ② Connect to speaker to signal line via block terminal.



COLOR	iSpeak 6
Black	COM
White	3 W
Red	6 W

- ③ Fix the loudspeaker on the wall.  
(Distance between the mounting point - 170 mm)



- ④ Mount the grill on the loudspeaker.

