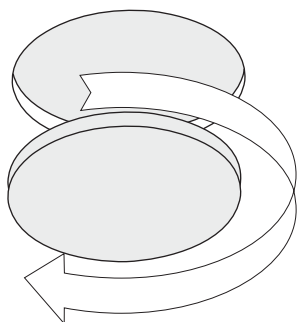


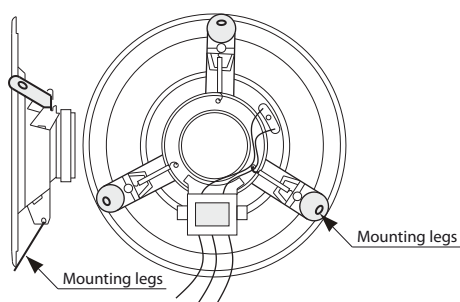
INSTALLATION MANUAL

①

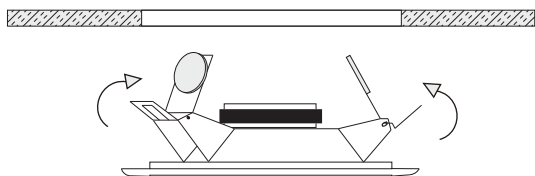


1. Cut out Ø 155 mm hole for MC 4T(A)
and Ø 181 mm for MC 5T,

②



2. Lift connected speaker mounting legs,



③



3. Carefully push speaker into cut hole.