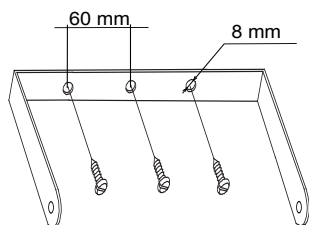


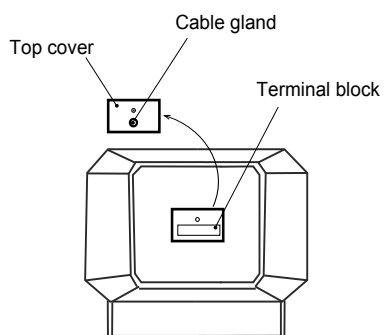
INSTALLATION MANUAL

①



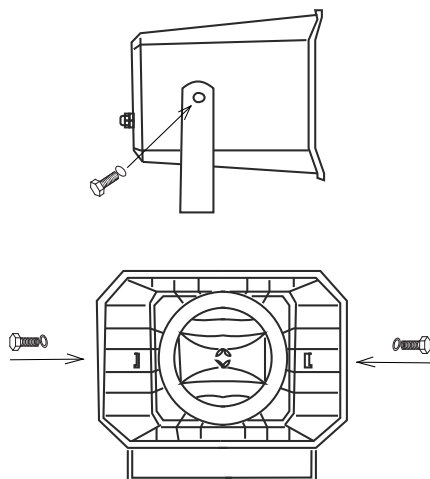
1. Fix mounting brackets on solid surface

②



2. Remove top cover, insert the cable in to the cable gland and connect the cable to terminal block.

③



3. Mount speaker with screws to brackets.

④

Black – Red 50 W (100V)
Black – Yellow 25 W (100 V)
Black – White 12,5 W (100 V)
Black – Green 8 Ω

4. MH 50 Cable colours and values.